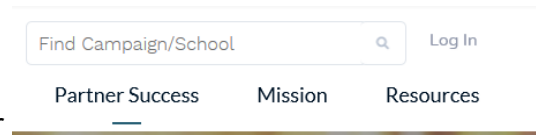
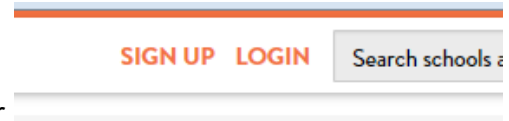


# Creating an account in GiveCampus

1. Go to [www.givecampus.com](http://www.givecampus.com)

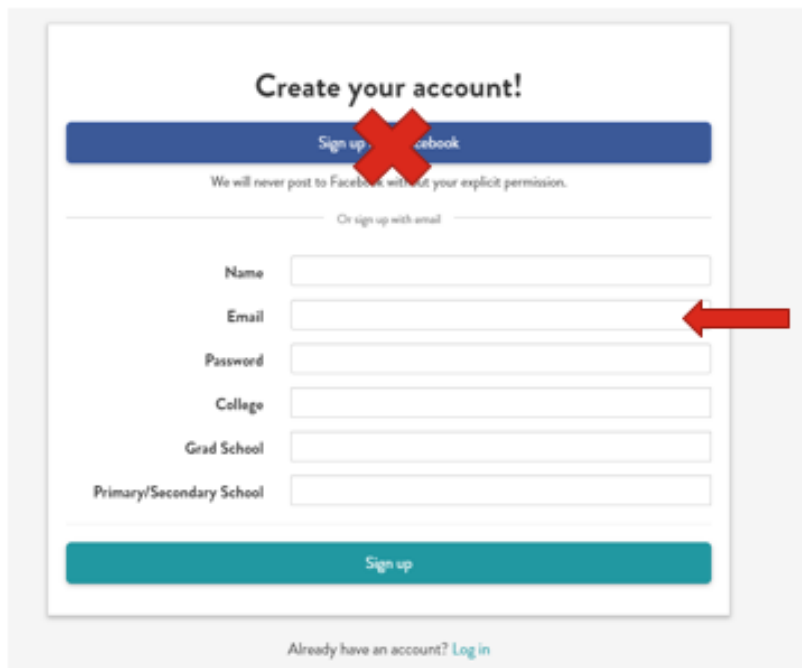


2. Click Log In in the upper right hand corner



3. Click SIGN UP in the upper right hand corner

4. Create your account filling in the boxes. **Please do not use the Facebook link.**

A screenshot of the "Create your account!" form. The form has a title "Create your account!" and a blue button labeled "Sign up with Facebook" which has a large red "X" over it. Below this button is the text "We will never post to Facebook without your explicit permission." and a link "Or sign up with email". The form contains several input fields: "Name", "Email", "Password", "College", "Grad School", and "Primary/Secondary School". At the bottom of the form is a teal button labeled "Sign up". Below the form is a link "Already have an account? Log in".

You must use the email address that is used for Grinnell College communication.

5. You will receive an email from GiveCampus at the email address specified. Click a link in this email to verify your account. (Note: The link will expire in 24 hours.)